



Plastic Free

July



Reduce • Replenish • Recycle



Your Wholefoods & Specialty Grocer

.....the alternative grocer

bininn.co.nz


Not all products available in all stores.



**Finest wholefoods.
Buy only what you need,
when you need it.**

**BRING YOUR
OWN CONTAINERS
TO REFILL FOR
5%
OFF**

TOP TIP
PERFIT PRESERVING JARS
ARE IDEAL FOR KEEPING
YOUR BULK FOODS
PANTRY FRESH



**FILL YOUR OWN
PEANUT BUTTER
AND *honey***



**TRY SPRINKLING
WITH CHICKEN
SALT FOR A
TASTY TREAT!**



Take plastic out of the kitchen

Pantry Tip
Restock from our bulk foods into your own containers



Let's change the way we look after our teeth

Kiwis send 16 million toothpaste tubes to landfill each year

We can do toothpaste better

50,000+ TUBES
SAVED FROM
LANDFILL

Choose beautiful, dentally approved toothpaste, tablets and powder. In a range of flavours loved by both kids and adults



Solid

SOLIDORALCARE.CO.NZ

Made right here in Aotearoa.



DID YOU KNOW?

Most Bin Inn stores have a glass milk bottle return scheme! Get your first filled bottle in store, bring back your empty, and replace it with another full one. The empty bottles get sterilised then reused. Close the loop.

The milk is sourced from local farms - ask your Bin Inn store to learn about the farm to store process.



1988 - 2023
35 Years of
Serving Our Communities
reduce • replenish • recycle

Forget your shopping bags again? Bin Inn has 100% Cotton Tote Bags available. Perfect for packing with your own containers, ready to refill in store!

SEASICK® · SUNSCREEN CO. ·

Seasick Sunscreen Daily Face and Body Sunscreen is made with just 7 naturally-derived ingredients packaged in a plastic-free tin.

70ml Seasick Sunscreen =
200ml plastic sunscreen bottle



Better for your skin and the ocean.



Want great value & less plastic?



More value, less plastic.
Better for the environment.

ecostore
+ safer for you





Take plastic out of the bathroom



Exclusive to 




Exclusive to 

CaliWoods[®]



Be in to
**WIN 1 of 9 Ethically
Kate books!**

Follow our
**Facebook page for
your chance
to WIN!**



DISCOVER A BIN INN STORE NEAR YOU

NORTH ISLAND

- Bethlehem
- Dinsdale
- Feilding
- Glenfield
- Hamilton East
- Hastings
- Howick
- Kamo

- Kapiti
- Masterton
- Onehunga
- Palmerston North
- Papamoa
- Porirua
- Petone
- Pukekohe
- Rotorua

- Silverdale
- St Andrews
- Stonefields
- Takanini
- Taradale
- Taupo
- Te Awamutu
- Thames
- Waitara

- Warkworth
- Whakatane
- Whangarei

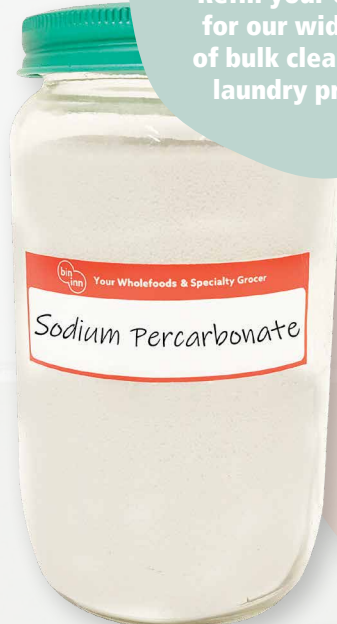
SOUTH ISLAND

- Blenheim
- Dunedin
- Lincoln Road
- Nelson


- Rangiora
- Richmond
- Rolleston
- Stanmore Road
- Timaru



Laundry Tip
 Refill your own jars
 for our wide range
 of bulk cleaning and
 laundry products



Take plastic out of the laundry



Exclusive to
 bin inn



ecostore
 + safer for you





Great for the planet, Great for your wallet, Great for your home

Baking Soda

Works best on proteins, grease, and animal messes, and because it's only slightly abrasive, it can scour surfaces without fear of scratching.



Castile Soap

Is available in liquid or bar form and helps rinse dirt away. It's made with olive oil or a vegetable base and is available unscented or scented. Both attach to soil at the molecular level, so you can rinse dirt away with water



Head in to Bin Inn for a wide range of great value DIY cleaning recipes



BRING YOUR OWN CONTAINERS TO REFILL FOR **5% OFF**

Salt

Salt is a cleaning powerhouse, thanks in part to its abrasive nature. Use this natural cleaning product to scrub away baked on grime on oven racks or stove grates or partner salt with lemon wedges to clean copper.



Borax

(Sodium Tetraborate) is an alkali that's good for cutting grease, oil, and dirt. Borax occurs naturally, being produced by the repeated evaporation of seasonal lakes.

DIY recipes for a healthier home

Homemade Non-Toxic Liquid Laundry Detergent

What you need

- ½ cup Borax
 - ½ cup Baking Soda
 - ½ cup of Castile Soap
 - 4 cups hot water
- » Combine the first three ingredients into a large container (i.e. recycled milk bottle) and then pour in the water to dissolve the ingredients.
- » Fill the container to the top with cold water.
- » Shake before each use.
- » For a standard-sized load of laundry, ¼ cup should work.
- » Use a little more for a more heavily-soiled load.

Homemade Spray Air Freshener

What you need

- ¾ cups water
 - 2 tablespoons vodka, rubbing alcohol, or real vanilla extract
 - 10-20 drops essential oil
- » Add all ingredients to a spray bottle and mist into the air as needed.

Note:

If you can't buy ethyl alcohol, Vodka is a favourite for home made cleaners. It contains ethyl alcohol, a main ingredient in many store bought air fresheners. Any kind of vodka will work, so there's no need to spring for a top shelf bottle.

Homemade Upholstery Freshening Spray

What you need

- 1/4 cup baking soda
 - 10 drops essential oil, such as lavender
 - 1 ½ cups water
- » Use a funnel to add the baking soda to a spray bottle
- » Add the essential oil.
- » Fill the bottle with water and shake gently to combine.
- » Test on a small, inconspicuous area of upholstery (such as on the back or under a cushion) to ensure it won't leave a mark.
- » Spray over upholstery whenever it needs freshening.

Homemade Fabric Softener

What you need

- 5 ½ cups water
 - 1 x 400ml bottle of your favourite natural hair conditioner
 - 2 ½ cups white vinegar
 - 20 drops of essential oil for fragrance (optional, especially if your conditioner has a nice scent)
- » Combine all ingredients in a bowl and mix well.
- » Pour into empty storage container (such as empty fabric softener container).
- » Use approximately ¼ cup per normal washload prior to the rinse cycle.

Homemade Dryer Sheets

What you need

- Find a bunch of old cotton t-shirts and cut them into washcloth sized squares. Next, take some of the homemade fabric softener (recipe above):
- » Fill about ½ of an airtight, lidded storage container with this.
- » Place the t-shirts in the container, and press them down to soak up the fabric softener.
- » Squeeze out excess before tossing a square into the dryer with your clothes.
- » These are obviously recyclable, and don't have to be laundered between uses!

Homemade Air Freshener

What you need

- 2-3 oranges, lemons, and/or limes, sliced
 - Handful fresh herbs such as basil, rosemary, or lavender
 - 2-4 cinnamon sticks
 - 1 teaspoon whole cloves
- » Place ingredients in a medium saucepan.
- » Fill about three fourths full with water; bring to a boil.
- » Reduce to a simmer to infuse the house with a naturally fresh aroma. (Do not leave unattended.)
- » The mixture can be stored once overnight - place it in an airtight jar or container and refrigerate, then boil and simmer again the next day.